

VESELY COMPANY PRESENTS THE
1980 APACHES
Challenges for New Directions in the 80's



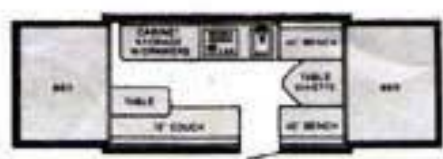
Solid State Camping Trailers

APACHE SOLID STATE FOR '80

The Solid State Apache is only 53 inches high on the road for easy, economical towing, yet it opens up to offer the roominess and security of a travel trailer. Constructed of rigid double panelled walls that keep you cooler in hot weather and warmer in cool weather. The outer roof and bed walls are made of ABS thermoplastic. That's the space age material so tough, its used in safety helmets.

STANDARD FEATURES

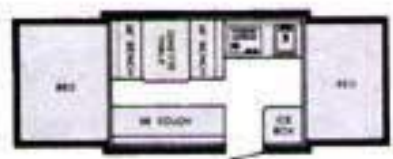
In addition to the large tinted sliding windows and the roomy beds, you'll find the following standard features: •25 Foot Power Cord •Ice Box •Solid Backed Cushions •12-Volt Ceiling Light •20-LB Gas Bottle •Tongue Jack and Wheel •Safety Chains •10 Gallon Water Storage Tank •Self Storing Stabilizing Jacks •Vinyl Floor Covering •City Water Hook-up.



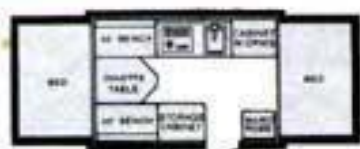
RAMADA The top of the line Ramada has a front dinette and a side gauchio with removable table. The spacious kitchen area includes two large cabinets that swing up to a 35" counter height. Standard equipment on the Ramada includes: 110-12V converter, outside storage door and electric brakes. Sleeps up to 8.

SPECIFICATIONS

	RAMADA	RANGER	ROYAL	MESA	YUMA I
Length (Closed)	16'6 1/2"	14'10"	14'10"	13' 1/4"	13' 1/4"
Width (Closed)	6'6 3/4"	6'6 3/4"	6'6 3/4"	6'6 3/4"	6'6 3/4"
Road Height (Closed)	4'6"	4'6"	4'6"	4'6"	4'6"
Length (Open)	20'7"	18'6"	18'0"	16'1"	16'1"
Width (Open)	6'5 1/2"	6'5 1/2"	6'5 1/2"	6'5 1/2"	6'5 1/2"
Height (Open)	6'2"	6'2"	6'2"	6'2"	6'2"
Axle Weight (Lbs)	1790	1550	1470	1380	1430
Hitch Weight (Lbs)	160	210	180	100	90
Dry Weight (Lbs)	1950	1760	1650	1480	1500
Cargo Capacity (Lbs)	450	640	630	510	490
Sleeping Capacity	8	7	6	6	6
Tire Size	20.5 x 8 x 10"	20.5 x 8 x 10"	5.30 x 12"	5.30 x 12"	5.30 x 12"
Coupler Size	2"	2"	2"	2"	2"
Bed Dimensions	72" x 54"	72" x 54"	72" x 48"	72" x 48"	72" x 48"
		72" x 48"			



RANGER The Ranger allows total freedom of movement from front to rear. You have more table area on the side dinette with the special table extension. The couch dinette arrangement creates an ideal conversation/entertainment area. Conveniently the ice box is located next to the outside door for greater accessibility. Standard equipment on the Ranger includes: 110-12v converter, outside storage door and electric brakes. Sleeps up to 7.



ROYAL Storage space is one of the prime features of the Royal. In addition to the spacious galley cabinet, there are two storage cabinets and a handy wardrobe closet for hanging clothes and personal items. Sleeps up to 6.



MESA Although the Mesa is our most compact solid state, it still includes a full galley with range, sink and ice box. As in all Apaches, the rear dinette converts into a bed. Sleeps up to 6.



YUMA I Featuring a glide-out kitchen complete with two burner range, sink and hand operated water pump. The counter raises to normal working height when inside. Extra room allows for the optional portable toilet enclosure. Sleeps up to 6.

You can see the 1980 Apaches at:

FEATURES & ACCESSORIES

	RAMADA	RANGER	ROYAL	MESA	YUMA I
Axle w/Electric Brakes	S	S	O	O	O
Electric/Gas Refrigerator	O	O	O	O	O
16,000BTU Furnace w/Blower	Z	Z	Z	Z	Z
12,000BTU Furnace w/Blower	O	O	O	O	O
Spare Tire & Wheel✓	O	O	O	O	O
110-12V Converter	S	S	O	O	O
Outside Access Door	S	S	S	S	S
Outside 110V Receptacle with GFCI	O	O	O	O	O
Wheel Discs	S	S	O	O	O
Entrance Step	S	S	O	O	O
Spare Tire Mount*	S	S	O	O	O
Spare Tire Cover	S	S	O	O	O
Portable Toilet	O	O	O	O	O
Canopies	O	O	O	O	O
Side Wall Draperies	S	S	S	S	S
Add-A-Room (Canopy Required)	O	O	O	O	O
Screen Room (Canopy Required)	O	O	O	O	O
Privacy Curtains	O	O	O	O	O
Rear Bumper	O	O	O	O	O
Power Lift	O	O	O	O	O
Outside Table Mount	O	O	O	O	O
Double Gas Bottle Assembly	O	O	O	O	O
Dressing Room Enclosure	N	N	N	N	O
Leveling Legs (Attached)	45	45	25	25	25
Wind Screen	N	N	N	N	O
*Requires Bumper on Some Models					
S-Standard		O-Optional		N-Not Available	



The Vevey Company reserves the right to make changes at any time without notice in prices, colors, materials, equipment, specifications and models, and to discontinue models or make changes without obligation regarding previous models. Some items shown in product illustrations are extra cost accessories.
Vevey Company, Box 370, Lapre, Michigan 48446



Made in U.S.A.